



Karndean
Designflooring

Simply beautiful floors
that you'll love for a lifetime





ABOUT US	5
Why Karndean?	6
Our ranges	9
New products	10
At a glance	16
<hr/>	
KARNDEAN IN THE...	20
Kitchen	20
Bathroom	22
Living room	24
<hr/>	
GLUEDOWN RANGES	27
Why gluedown?	29
What is Designflooring?	30
Art Select	
Wood	35
Stone	51
Da Vinci	
Wood	61
Stone	69
Michelangelo	
Stone	77
Van Gogh	
Wood	85
Opus	
Wood	99
Stone	105
Knight Tile	
Wood	111
Stone	121
<hr/>	
DESIGNFLOORING COMPONENTS	
(Fold-out guide)	129
Decorative borders	130
Design strips	132
Design features	134
<hr/>	
KALEIDOSCOPE	137
<hr/>	
HERITAGE COLLECTION	145
<hr/>	
LOOSE LAY	153
Why loose lay?	155
Karndean LooseLay	
Wood	157
Stone	169
<hr/>	
RIGID CORE	175
Why rigid core?	177
Korlok	
Wood	179
Stone	187
<hr/>	
Sample service	190
Online tools	191
Contact us	192
Cleaning and maintenance	193
Product overview	194



At Karndean we see flooring differently...

We travel the world in our quest to bring you exceptional floors that inspire and delight. From the ancient forests of Europe, to the remote Australian outback and beyond, we seek out expressive and intriguing forms in the natural world to influence our unique floor designs.

By combining these original features with cutting edge design, we create simply beautiful floors that you'll love for a lifetime.

Why Karndean?

All Karndean floors have these benefits...



Durable

Unlike other flooring alternatives, Karndean gives you the look and feel of natural products but with the durability and resilience of luxury vinyl.



Comfortable underfoot

Our products are softer and warmer underfoot than natural wood and stone flooring.



Environmentally friendly

All Karndean floors are 100% recyclable and environmentally friendly.



Lifetime guarantee

Designed to give you peace of mind, every Karndean floor is guaranteed to last for years to come.



Waterproof

Karndean's waterproof floors stand up to spills of all sizes and won't swell, crack or warp when wet.



Pet friendly

From muddy paw prints to household accidents and anything in-between, Karndean's low-maintenance floors are designed with pets in mind.



Hygienic

Unlike carpets, our floors don't hold dust, dirt, pollen or other allergens.



Easy to clean and look after

A sweep and mop with Karndean Clean is all you need to keep your Karndean floor looking great.



Child friendly

Karndean floors offer children a safe and comfortable space to play, and parents a durable, easy-to-clean surface.



Quiet compared to other hard floors

Karndean is quieter underfoot compared to most hard flooring alternatives.



Realistic wood and stone designs

Inspired by nature, our products are designed in-house and realistically replicate the look and feel of real wood and stone materials.



Compatible with underfloor heating

For added warmth, Karndean is perfectly suitable for underfloor heating systems up to 27°C.



K-Guard+

We use K-Guard+ surface technology for scuff and stain resistance ensuring there is no need to apply an additional surface treatment following installation.



Resists indentation

All Karndean floors stand up to the impact of day to day life.


Product overview

We offer three types of product:

gluedown, loose lay and rigid core.





Gluedown



 <p>Individual tiles and planks are stuck down using adhesive.</p>	 <p>Create intricate designs with design strips and borders.</p>
 <p>Professional installation required.</p>	 <p>No expansion gap required.</p>
 <p>Range of price points to suit different budgets.</p>	 <p>Available in a wide range of designs, colours, textures and formats.</p>
 <p>Subfloor must be dry, smooth and flat.</p>	 <p>Fully customisable.</p>







Loose lay



 <p>A new floor in less time. Quick and easy to install.</p>	 <p>Minimises disruption by installing over most hard subfloors.</p>
 <p>Suitable for upstairs rooms by reducing noise transfer by 13dB.</p>	 <p>Suitable for damp subfloors found in some new builds and extensions.*</p>

Rigid core













 <p>A new floor in less time. Quick and easy to install.</p>	 <p>Suitable for damp subfloors found in some new builds and extensions.*</p>
 <p>Minimises disruption by installing over most uneven subfloors.</p>	 <p>Suitable for upstairs rooms by reducing noise transfer by 21dB.</p>
 <p>HoldFast Lifetime Warranty with 5G® click-locking system.</p>	 <p>Enables preservation of existing floor.</p>




*Subfloors with relative humidity of up to 95%


Our ranges

The right look for every room

We know that style is personal and every space is different. To help you find the right floor for your home, see what each of our ranges have to offer:

	Wood	Stone	Thickness	Wear layer	
	✓	✓	3.0mm	0.7mm	Lovingly created to reflect the natural materials that inspired them. These planks and tiles give you timeless craftsmanship at your feet.
	✓	✓	3.0mm	0.7mm	Smooth slender planks and richly textured tiles with a modern twist. Bevelled edges create distinct definition.
		✓	2.5mm	0.55mm	Make a statement with mosaics, metallics or soft contoured pebbles. Unique and character-packed surfaces.
	✓		3.0mm	0.55mm	The authentic and natural character of real timber in a range of natural and weathered looks.
	✓	✓	2.5mm	0.55mm	A selection of minimalistic wood, stone and abstract designs in a neutral colour palette.
	✓	✓	2.0mm	0.3mm	A range of fresh and vibrant contemporary and traditional wood and stone looks.
	✓	✓	Various	Various	Add impact with a wide array of hues, shapes and patterns including cubes, hexagons, chevrons and woven designs.
		✓	2.5mm	0.5mm	Designed to give the opulent look of classic geometric tiles, from striking monochrome designs to beautifully blended traditional patterns.
	✓	✓	4.5mm	0.55mm	A wide range of textured wood and stone designs, with realistic grains and textures. Innovative friction grip backing holds the product in place.
	✓	✓	6.5mm	0.55mm	A selection of contemporary wood and stone designs featuring a natural texture with matte finish and subtle bevel. Click-locking with built in acoustic underlay.





Inspired by beautiful chalky limestone...

Our product designers selected a batch of limestone to work with, putting the stone through an etching process to create a bleached effect which exposed the raw colour of the underlying material. The porous nature of limestone gives it great staining capabilities, allowing degrees of re-colouration that are impossible with most other types of stone. The original grey limestone was used to produce further shades of black and white, as well as a light sandy colour reminiscent of the traditional stone found in the Cotswolds. The resulting set of colours offers a broad palette suitable for any interior.

Reflecting the natural beauty of the golden limestone found in the world-renowned Cotswolds, this warm, traditional-style flooring works equally well in modern interiors as it does period properties due to its minimalistic design. Reminiscent of the dry-stone walls and honey-coloured cottages that the Cotswolds are so famous for, this rigid core tile is warmer underfoot than original stone flooring. It's quick and easy to fit and the pre-attached acoustic backing means there is no need for a separate underlay.



Cotswold Stone RKT2405 - page 188

Van Gogh

GLUEDOWN

Inspired by European forests...

■ Natural Prime Oak **VGW115T** - page 91

Inspired by oaks found in many European forests, these pleasingly understated boards were hand selected with the intention of offering a more refined, prime oak product, lending itself perfectly to the modern trend of lifestyle simplification and decluttering. The final application of a matte oil added a natural finish to ensure colour, finish and shade variation were all in harmony. The updated collection delivers a touch of simplicity with three complementary and understated colourways, ranging from warm to cool. Misty Grey, Cool Grey and Natural Prime Oak will be perfect in spaces where you are looking for a timeless interior that never goes out of fashion.





Inspired by
medieval Iberian
architecture...

Inspired by the artistic techniques of traditional Moroccan and medieval Spanish architecture, these tiles feature a non-uniform, patchwork arrangement that incorporates a stylish combination of geometric forms, curves and crests. This creative design is available in two subtle yet striking colourways, offering a modern interpretation of these iconic patterns.



Wood at a glance - all ranges

■ Art Select

■ Da Vinci

■ Van Gogh

■ Opus

■ Knight Tile

■ LooseLay

■ Korlok

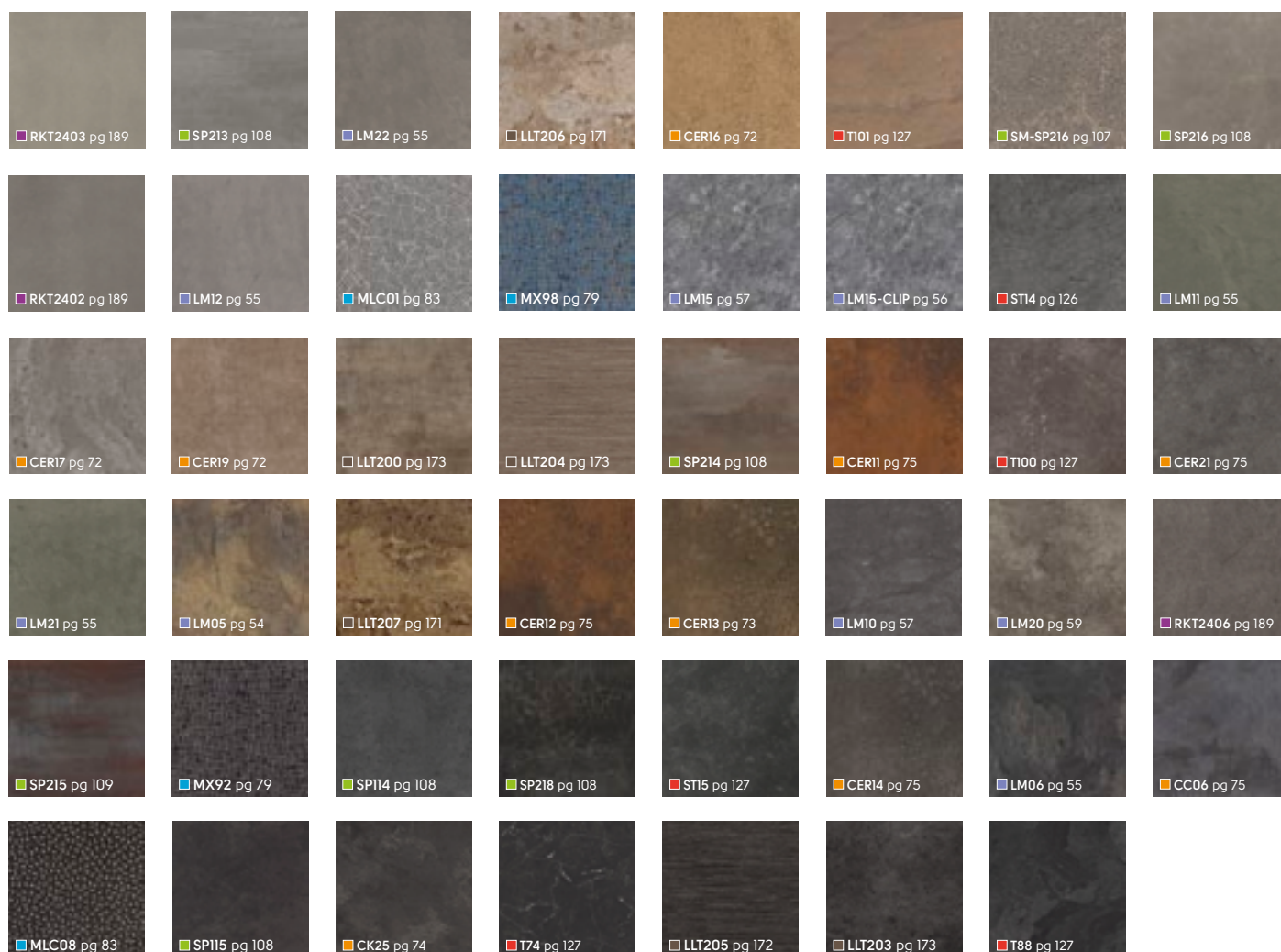




Stone at a glance - all ranges



■ Art Select
■ Da Vinci
■ Michelangelo
■ Opus
■ Knight Tile
■ LooseLay
■ Korlok




If you are looking for something completely different, look to our Kaleidoscope range. Kaleidoscope by Karndean Designflooring features a wide array of hues, shapes and patterns including cubes, hexagons and woven designs, all carefully crafted by our in-house product designers to offer 3D impact, movement or visual contrast.



Designed to give the opulent look of classic geometric tiles, the Heritage Collection features striking monochrome designs to beautifully blended traditional patterns, the collection reflects both the classic elegance of historic homes and the boldness of contemporary trends. Ideal for recreating the original character of elegant period interiors or for a contemporary statement look, the collection features a tasteful mix of shades that can be used to create a totally individual look.

Karndean in the Kitchen

The kitchen is the hub of the home and without a doubt the room where your floor works hardest. From accidental food and drink spills to the hustle and bustle of rushed mornings, parties and gatherings, your kitchen floor has to put up with a lot. A Karndean floor in your kitchen not only looks great, it's also easy to clean and hygienic.



■ Mountain Oak **RL22** | **SM-RL22** - pages 41/37

Zone open plan spaces

Use our matching plank and parquet designs to create different zones within open plan kitchen and living spaces. The use of multiple formats of the same design will subtly create different living spaces, whilst keeping the whole space uniform.

Define island units

Create a feature of kitchen cupboards and island units by framing them with simple design strips or co-ordinating decorative borders.



■ Prairie Oak **RL20** - page 41



■ Cubix **KAL03** with ■ Canberra **LM06**
- page 138

Make a style statement

Demonstrate uninterrupted style with large plank options to create a striking foundation to kitchens with space in abundance.



□ Raven Oak **LLP302** - page 159



■ Baltic Mistral Oak **RKP8112** - page 184



Classic grouted tiles

Add complementary design strips to define each tile creating a 'grouted' effect.

■ Fumo **SP216** - page 108



■ Eisen **CER13** - page 73




■ Bath Stone **ST12** - page 124

Karndean in the Bathroom


Karndean Designflooring is warm underfoot and waterproof, making it ideal for your bathroom. With Karndean, you can achieve the look you want but without the practical limitations of natural stone and wood, meaning your bathroom floor will remain in great condition for many, many years to come.

Classic monochrome

For a timeless chequerboard style, mix contrasting tiles to create a backdrop for your bathroom.



■ Luna **SP111** | Nero **SP115** - page 106/108




■ Otono **LM15** | Fiore **LM16** - page 57

Enhance large spaces


To emphasise the feeling of space in spacious bathrooms, look to our range of planks featured in sizes up to 1.5 metres.



■ Texas White Ash **RKP8105** - page 181



■ Columba **WP422** - page 101



■ Misty Grey Oak **VGW112T** - page 87

Use bold, striking patterns

Using our modern take on classic shapes and designs, you can create a floor completely bespoke to you.



■ Clifton **CLIF-04** - page 147




■ Hexa **KAL09** - page 140



Define each tile

Add complementary design strips to create a classic 'grouted' tile effect.

■ Black Riven Slate **STI5** - page 127



■ Fumo **SM-SP216** - page 107



■ Jersey **LM01** - page 59

Karndean in the Living room


A living room is a space with so many different functions. From a quiet, cosy reading space to a place where you can gather with friends to watch the game, your living room needs to be functional, but it also needs to look great and reflect your unique style. A Karndean floor in your living room can help you achieve all this and still make a real statement. Durable yet stylish, let us inspire you...

Add visual interest over a large area


Try laying full size and small planks in a herringbone pattern, or try our Apex design from the Kaleidoscope range, for a traditional twist to modern living areas.



■ Apex **KAL07** - page 141



■ American Oak **RP11** - page 62



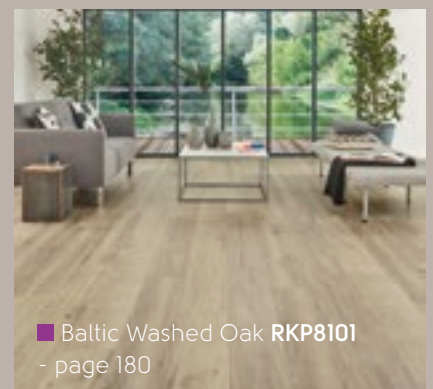
■ Lime Washed Oak **SM-KP99** - page 115

Large space, large planks

To emphasise the feeling of space in living areas, look to our range of large planks featured in sizes up to 1.5 metres.



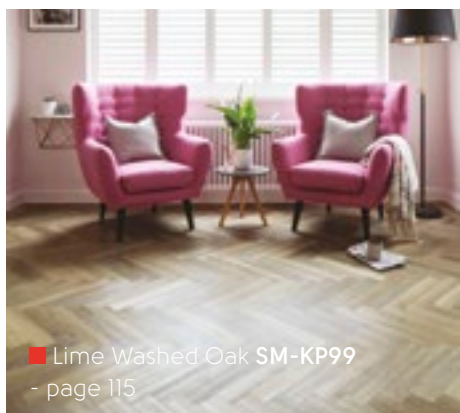
■ Pearl Oak **LLP306** - page 158



■ Baltic Washed Oak **RKP8101**
- page 180


Create a backdrop for bold colours

Let your bold, bright accessories stand out by creating a subtle backdrop using a cool, neutral floor.



Let the floor be the feature

Contrast subtle, neutral wall and furnishings with a bold, striking floor for a completely unique living area.





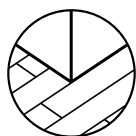


Gluedown
ranges



Why gluedown?


Our gluedown ranges offer our widest choice of colours and formats. Features such as textured emboss or our premium handscraped finish, wide bevels or flat edges make each range unique to Karndean and serve to highlight the faithful replication of the original wood and stone that inspired each of our products.




No expansion gap required



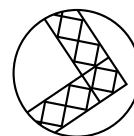
Range of price points



Available in a wide range of designs, colours, textures and formats



Fully customisable



Create intricate designs with design strips and borders

Gluedown's construction




What is Designflooring?

The beauty of Karndean is that you can take any of our products and, with a little imagination, create your own design within minutes.


When deciding which Karndean flooring you want to use, the advice we always give is to make sure you consider what is going to tie everything together and make most of the space. Look at the cabinets, the wallpaper, countertops, furniture and use these different elements to help you to decide which type of flooring is going to look best.

See page 133 for our fold-out guide to **Designflooring Components**.




Wood

Let's look at one of our Knight Tile wood products, **KP94 Pale Limed Oak**



You can simply lay it straight to create a traditional plank floor.



Or try a twist and lay it on a 45 degree diagonal.



Perhaps add a design strip to frame the edges of your room.




Or add a border for that wow factor.



■ Honed Oyster Slate **ST17** with DS12 3mm design strip and Windsor border - page 123

Stone

Using one of our Knight Tile stone products, **ST16 Grey Riven Slate**



Tiles can be laid directly edge-to-edge for a full stone effect.



Or add a design strip for a grout effect. Either in a brick bond pattern.



Or create a herringbone pattern.





Add a border to complete the look.

Take the example of a kitchen installation

The first decision is: **wood or stone?**

If your countertops are wood butcher block, you could opt for a wood design in the same shade or a contrasting shade. However, in this case, as there is a lovely mottled cream and grey granite to work with, we felt that stone was the way to go.



Next we needed to pick our

main floor tile

and for this kitchen we decided on Knight Tile's Portland Stone as it highlighted the robin's egg blue of the cabinets and the grey and black specks in the countertop. Visually, the rectangular shape helps to make the space look wider.



Once the main floor is chosen you can then start the fun part of choosing your

design components.



As this is a stone design, we first considered whether or not we wanted to add a strip. You can go without, however a strip makes more of a statement so we definitely wanted one.

We narrowed it down to three:

DS15 Clay, DS16 Charcoal and DS10 Chalk.

We decided on DS10 as it is smooth with minimal texture and the white gives a clean and minimalistic finish to the floor.

You could lay the floor straight with the strip.




But for this floor we went for a brick laid effect to add more visual interest in the space.

Now this floor could be finished, but...

we weren't quite done yet!

We offer ready made borders that go perfectly with these tiles.


With three borders to choose from, we opted for the Light Mosaic border to keep the space nice and light. It really worked and is the perfect finishing touch to this space.



With Karndean it's not just about laying the floor, but also how you design it.

Just by reading the space and paying attention to detail, it's easy to create a stylish look that is unique to your home.





Full of charm and character, our premium Art Select wood collection brings the natural beauty of real wood to life in your home.

Through meticulous attention to detail and careful selection of some of the most beautiful and inspiring natural woods, our Art Select wood collection includes our most intricate designs and realistic embosses. Each plank is handcrafted to reflect the unique grains, knots and textures of natural wood, but unlike real wood, we're able to design a floor that's not only beautiful and realistic, but is also practical.

Everything that a beautiful wood floor should be, and so much more, each of our Art Select woods tells its own story.

Art Select Wood





Art Select

GLUEDOWN

Art Select Parquet

Inspired by traditional parquetry, we've taken classic parquet and crafted a collection that will transform any room in your home with our most intricate and elegant oak designs. Charming and sophisticated, our parquet flooring can be arranged in a variety of patterns. Make the most of open plan living spaces and 'room to room' layouts by teaming our stunning Art Select Parquet designs with their matching full length planks.



Art Select

GLUEDOWN

Prairie Oak **SM-RL20** with DS06 5mm design strip



Auburn Oak **AP02** with DS07 5mm design strip



Spanish Cherry **AP05**



Comfortable underfoot


Our products are softer and warmer underfoot than natural wood and stone flooring.



Morning Oak **AP06 | HC02**
with DS06 10mm design strip



Storm Oak **AP07**



Black Oak **AP03**

For a full **Product overview** of Art Select Wood, see page 194.

See page 133 for our fold-out guide to **Designflooring components** to create your own designflooring style.



Art Select

GLUEDOWN

Art Select Oak Royale

Inspired by the natural warmth of traditional oak flooring, our Oak Royale collection is one of a kind, featuring an array of realistic grains and wide range of colour hues. This beautiful collection offers some of our most intricate designs featuring realistic grain and knot details and a gently rippled handscraped texture, to create a truly authentic look.

Glacier Oak **RL21** with DS10 and DS12 3mm design strips


Savannah Oak **RL23**

Mountain Oak **RL22** with DS04 3mm design strip


Why not add a decorative border to your floor? See page 133 for more information.


Prairie Oak **RL20** with Quadrant border

Storm Oak **RL12**

For a full **Product overview** of Art Select Wood, see page 194.

See page 133 for our fold-out guide to **Designflooring components** to create your own designflooring style.



Spring Oak **RL01** with DS05 and DS02 5mm design strips



Spanish Cherry **RL05**



Lifetime guarantee

Designed to give you peace of mind, every Karndean floor is guaranteed to last for years to come.



Summer Oak **RL02**

For a full **Product overview** of Art Select Wood, see page 194.

See page 133 for our fold-out guide to **Designflooring components** to create your own designflooring style.






Art Select

GLUEDOWN


Art Select Oak Premier

Full of warm, variable tones and crafted to match the traditional look of real oak flooring, each of our Oak Premier designs will create a really homely, classic look in any space.



Comfortable underfoot

Our products are softer and warmer underfoot than natural wood and stone flooring.



For a full **Product overview** of Art Select Wood, see page 194.

See page 133 for our fold-out guide to **Designflooring components** to create your own designflooring style.



Art Select

GLUEDOWN


Art Select Handcrafted

Our Handcrafted collection features three designs in warm and inviting finishes. Our original hickory planks have been delicately created with a registered emboss to follow the exact grain and knot details of the design. Our Classic Hickory design features intense colour variation, while an exclusive emboss reproduces the characteristic saw marks and texture of the original planks. Faithfully replicating the unique array of cracks and blemishes of aged timbers, our Reclaimed Chestnut design has a subtle matte finish for an eclectic, rustic appearance.

Weathered Hickory **EW11** with DS04 10mm design strip



Classic Hickory **EW13** with DS06 10mm design strip



Vintage Hickory **EW12**



K-Guard+

For scuff and stain resistance, K-Guard+ ensures there is no need for an additional surface treatment following installation.



Natural Hickory **EW10**

For a full **Product overview** of Art Select Wood, see page 194.

See page 133 for our fold-out guide to **Designflooring components** to create your own designflooring style.



Reclaimed Chestnut **EW21**



Hickory Peppercorn **EW02** with DS02 10mm design strip



Lifetime guarantee

Designed to give you peace of mind, every Karndean floor is guaranteed to last for years to come.



Hickory Nutmeg **EW03**

For a full **Product overview** of Art Select Wood, see page 194.

See page 133 for our fold-out guide to **Designflooring components** to create your own designflooring style.







Effortlessly stylish and one of a kind, our premium Art Select stone collection brings the natural beauty of travertine, slate, marble and limestone to life in your home.

Expect our most authentic designs and realistic embosses, handcrafted to reflect the unique patterns and textures of real stone.

Precious and individual, each of our Art Select stones tells its own story.

Art Select Stone



Art Select

GLUEDOWN

Art Select Travertine

Inspired by tumbled travertine, our stone designs feature delicate tones and a soft mottled pattern that adds interest and complexity. Each colour is available in two size formats, for seamless integration that will help define an area without the requirement of physical divide, taking your interior design one step further.



Caldera **LM08** with DS13 3mm design strip



Caldera **LM28** and **LM08**



Gallatin **LM09** with DS15 3mm design strip



Gallatin **LM29**



Washburn **LM07** with DS10 3mm design strip

For a full **Product overview** of Art Select Stone, see page 197.

See page 133 for our fold-out guide to **Designflooring components** to create your own designflooring style.





Art Select

GLUEDOWN

Art Select Slate

Our bold and versatile slates will add architectural emphasis and clarity to any interior, whether traditional or contemporary. Handcrafted to offer the same intricate hues and textures of real slate, without the natural drawbacks, our designs are available in extra-large rectangular tiles and traditional random panel designs.


Corris **LM22** with DS10 3mm design strip

Oakeley **LM11**

Oakeley **LM21** with DS10 3mm design strip

Corris **LM12**

Canberra **LM06** with DS15 3mm design strip

For a full **Product overview** of Art Select Stone, see page 197.

See page 133 for our fold-out guide to **Designflooring components** to create your own designflooring style.

Art Select

GLUEDOWN

Art Select Marble

Create a truly classic look with our stunning Marble designs. The range features elegant black and white tiles that can be used on their own, as a chequerboard design or with classic clipped corners. For something different our discreet acid marble design, Ashford, comes in a stunning random panel layout.


Fiore **LM16**

Ashford **LM10**

Otono **LM15** and Fiore **LM16**

Otono **LM15**

Fiore **LM16-CLIP**



Art Select

GLUEDOWN

Art Select Limestone

A simple way of breathing fresh air into your home is with our natural limestone range. With rich organic hues, our Limestone designs bring both a calming and indulgent ambience. Each design comes in a beautiful random panel layout that will add interest to any space.



Alderney LM03



Herm LM20

Sample Service

Can't decide? Try a sample in the comfort of your own home. Order online or visit a retailer or our showroom to pick out your favourites. See page 190.



Guernsey LM02



Jersey LM01

For a full **Product overview** of Art Select Stone, see page 197.

See page 133 for our fold-out guide to **Designflooring components** to create your own designflooring style.





Each of our Da Vinci planks feature a wide bevelled edge and light surface finish, creating a traditional look with a modern twist heavily influenced by reclaimed materials and the aging processes applied to achieve a rustic finish.

With a wide range of colours and designs, from the pale tones of American Oak to the richness of Australian Walnut, there's something to suit any decor.

Da Vinci
Wood






Natural Oak **RP102** with DS05 10mm design strip



Harvest Oak **RP103**



Limed Linen Oak **RP98**



Limed Silk Oak **RP96**



Fresco Light Oak **RP90** with DS06 10mm design strip

For a full **Product Overview** of Da Vinci Wood, see page 195.

See page 133 for our fold-out guide to **Designflooring components** to create your own designflooring style.



Kenyan Tigerwood **RP73**



Limed Jute Oak **RP97**



Coastal Driftwood **RP100**




Arno Smoked Oak **RP92** with DS02 5mm design strip



K-Guard+

For scuff and stain resistance, K-Guard+ ensures there is no need for an additional surface treatment following installation.



Lorenzo Warm Oak **RP91**

For a full **Product Overview** of Da Vinci Wood, see page 195.

See page 133 for our fold-out guide to **Designflooring components** to create your own designflooring style.



Da Vinci

GLUEDOWN

Double Smoked Acacia **RP105**



Limed Cotton Oak **RP99**



Beach Driftwood **RP101**



Single Smoked Acacia **RP104**



Australian Walnut **RP41** with DS01 5mm design strip




Scorched Oak **RP94**

For a full **Product Overview** of Da Vinci Wood, see page 195.

See page 133 for our fold-out guide to **Designflooring components** to create your own designflooring style.





Our Da Vinci collection offers the rich textures of natural stone, weathered steel, woven fabric and more, all with a comforting warmth unique to Karndean Designflooring.

The wide bevel adds definition to each tile and our range of complementary borders and design strips provide the perfect finishing touch.

Da Vinci
Stone

Da Vinci

GLUEDOWN



Dune CER15 with AF06 3mm design strip and Davyne border



Alabaster **CC04** with DS14 3mm design strip



Bluff **CER18** with DS15 and AF06 3mm design strips



Sienna Limestone **LST02**



Comfortable underfoot

Our products are softer and warmer underfoot than natural wood and stone flooring.



Piazza Limestone **LST03** with DS15 3mm design strip



Spirito Limestone **LST04** with DS10 3mm design strip



Santi Limestone **LST05** with DS10 3mm design strip and Canterbury border

For a full **Product Overview** of Da Vinci Stone, see page 198.


See page 133 for our fold-out guide to **Designflooring components** to create your own designflooring style.



Sable **CER16** with AF06 3mm grout strip and Davyne border



Why not add a decorative border to your floor? See page 133 for more information.



Cambric **CER20** with Koussa border



Drift **CER17** with DS12 3mm design strip



Waterproof

Karndean's waterproof floors stand up to spills of all sizes and won't swell, crack or warp when wet.



Cambric **CER20**



Burnet **CER19** with DS12 3mm design strip and Koussa Framed border

For a full **Product Overview** of Da Vinci Stone, see page 198.


See page 133 for our fold-out guide to **Designflooring components** to create your own designflooring style.



Da Vinci

GLUEDOWN


Noir **CK25** with DS18 3mm design strip



Iron Ore **CER12** with AF07 3mm grout strip



Molten **CER11**



Carbon **CER14** with Accent border



Graphite **CC06** with DS17 3mm and 5mm design strips



Sindon **CER21** with DS12 3mm design strip

For a full **Product Overview** of Da Vinci Stone, see page 198.

See page 133 for our fold-out guide to **Designflooring components** to create your own designflooring style.





Our Michelangelo collection contains some of our most unique designs. The soft contours of our Pebble and the contemporary Metallic effects use some of our most advanced techniques of registered embossing.

You can create a truly unique look by using mosaic, pebble and metallic effect tiles, available in a variety of colours.

Michelangelo Stone

Michelangelo

GLUEDOWN

Umbrian Nero **MX92**


Ancient Onyx **MX95**Venetian Blue **MX97**

Why not add a decorative border to your floor? See page 133 for more information.



Lifetime guarantee

Designed to give you peace of mind, every Karndean floor is guaranteed to last for years to come.

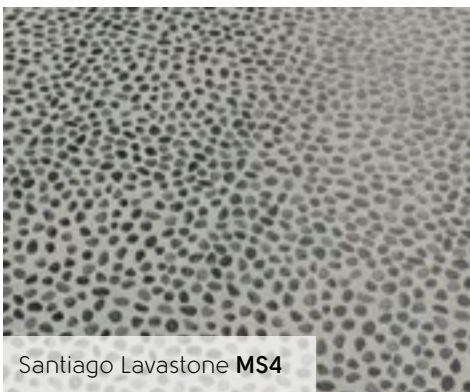
Umbrian Nero **MX92**Neopolitan Brick **MX93**Adriatic Blue **MX98**

For a full **Product Overview** of Michelangelo, see page 198.

See page 133 for our fold-out guide to **Designflooring components** to create your own designflooring style.



Andalusian Opal **MS5**



Santiago Lavastone **MS4**



Galician Quartz **MS1**



Navarra Chalk **MS2**

Sample Service

Can't decide? Try a sample in the comfort of your own home. Order online or visit a retailer or our showroom to pick out your favourites. See page 190.



For a full **Product Overview** of Michelangelo, see page 198.

See page 133 for our fold-out guide to **Designflooring components** to create your own designflooring style.



Michelangelo

GLUEDOWN

Tungsten MLC01

Comet **MLC07** with DS19 3mm and DS18 10mm design strips**Waterproof**

Karndean's waterproof floors stand up to spills of all sizes and won't swell, crack or warp when wet.

Tungsten **MLC01**Atomic **MLC08** with DS18 3mm design strip

For a full **Product Overview** of Michelangelo, see page 198.

See page 133 for our fold-out guide to **Designflooring components** to create your own designflooring style.





Our popular Van Gogh collection captures the look of real wood in a variety of colours and designs from traditional rustic to cool contemporary. Large planks, distinctive grain details and a subtle texture create a style that works in any space.

Van Gogh
Wood

Van Gogh

GLUEDOWN

Greige Oak VGW110T



White Washed Oak **VGW80T**



Misty Grey Oak **VGW112T**
with DS10 and DS12 3mm design strips



Light Distressed Oak **VGW111T** with DS06 3mm design strip



Lifetime guarantee

Designed to give you peace of mind, every Karndean floor is guaranteed to last for years to come.



Cool Grey Oak **VGW113T**

For a full **Product Overview** of Van Gogh Wood, see page 195.

See page 133 for our fold-out guide to **Designflooring components** to create your own designflooring style.



Frosted Birch **VGW83T**



Reclaimed Redwood **VGW99T**



Compatible with underfloor heating

For added warmth, Karndean is perfectly suitable for underfloor heating systems up to 27°C.



Aged Redwood **VGW100T**



Distressed Oak **VGW82T** with DS06 3mm design strip

For a full **Product Overview** of Van Gogh Wood, see page 195.

See page 133 for our fold-out guide to **Designflooring components** to create your own designflooring style.





Blush Oak **VGW107T**



Birch **VGW84T**




Comfortable underfoot

Our products are softer and warmer underfoot than natural wood and stone flooring.



French Oak **VGW85T**



Macrocapra **VGW50T**



Reclaimed Maple **VGW71T** with DS06 3mm design strip

For a full **Product Overview** of Van Gogh Wood, see page 195.

See page 133 for our fold-out guide to **Designflooring components** to create your own designflooring style.





Auckland Oak **VGW52T**



K-Guard+

For scuff and stain resistance, K-Guard+ ensures there is no need for an additional surface treatment following installation.



Hessian Oak **VGW93T** with DS06 10mm design strip



Wellington Oak **VGW53T**



Lancewood **VGW44T**

For a full **Product Overview** of Van Gogh Wood, see page 195.

See page 133 for our fold-out guide to **Designflooring components** to create your own designflooring style.



Van Gogh

GLUEDOWN

Classic Oak **VGW86T**




Burnt Ginger **VG5-7**



Walnut **VGW87T**



Smoked Oak **VGW70T** with DS01 10mm design strip



Vintage Pine **VGW76T**



Bracken **VG1-7**



Charred Oak **VGW102T**



Christchurch Oak **VGW54T**

Sample Service

Can't decide? Try a sample in the comfort of your own home. Order online or visit a retailer or our showroom to pick out your favourites. See page 190.



Brushed Oak **VGW88T**




Ebony **VGW89T**

For a full **Product Overview** of Van Gogh Wood, see page 195.

See page 133 for our fold-out guide to **Designflooring components** to create your own designflooring style.









A close-up, top-down view of a light-colored wooden floor with a prominent grain. Scattered on the floor are several items: a color chart with various shades of blue and green, a photograph of a modern interior space with warm lighting, and a piece of fabric with a pattern of large, abstract shapes in shades of blue, grey, and white. A metal ring, possibly part of a chair or table, is visible in the bottom left corner.

Our Opus collection brings you a fresh, modern feel in some of our largest plank sizes. The wide range of tones and mix of surface finishes combined with clean lines means you can achieve a sense of simplicity and visual space whatever your colour scheme.

Opus
Wood







Niveus **WP411**



Ignea **WP313**



Magna **WP413**



Grano **WP311**



Child friendly


Karndean floors offer children a safe and comfortable space to play, and parents a durable, easy-to-clean surface.



Carbo **WP318**







Our Opus collection includes a range of contemporary stone effects available in some of our largest tile sizes. The smoother surface and range of colours create a really clean, modern look to suit most spaces. Add complementary design strips between tiles for a realistic grout effect.

Opus
Stone





Mico **SP211** with AF06 3mm grout strip



Solis **SP112** with AF04 3mm grout strip



Waterproof


Karndean's waterproof floors stand up to spills of all sizes and won't swell, crack or warp when wet.




Terra **SP212** with AF04 3mm grout strip



Argento **SP217** with DS10 3mm design strip



Fumo **SM-SP216** with DS12 3mm design strip



Argento **SM-SP217** with DS10 3mm design strip

For a full **Product Overview** of Opus Stone, see page 199.

See page 133 for our fold-out guide to **Designflooring components** to create your own designflooring style.



Urbus **SP213** with AF05 3mm grout strip



Fumo **SP216** with DS12 3mm design strip

Sample Service

Can't decide? Try a sample in the comfort of your own home. Order online or visit a retailer or our showroom to pick out your favourites. See page 190.



Forma **SP214** with AF02 3mm grout strip



Lutum **SP218** with AF01 3mm grout strip



Ombra **SP114** with DS12 3mm design strip




Nero **SP115** with DS17 3mm design strip

For a full **Product Overview** of Opus Stone, see page 199.

See page 133 for our fold-out guide to **Designflooring components** to create your own designflooring style.







Our Knight Tile wood collection offers our widest range of planks at our most affordable prices, ensuring there's something for everyone. Choose from a variety of design strips and borders to personalise your space.

Knight Tile
Wood




Knight Tile

GLUEDOWN

Washed Scandi Pine **SM-KP132****Comfortable underfoot**

Our products are softer and warmer underfoot than natural wood and stone flooring.

Grey Scandi Pine **KP131**White Painted Oak **KP105**Grey Limed Oak **SM-KP138**Natural Scandi Pine **KP133**Lime Washed Oak **KP99**

For a full **Product Overview** of Knight Tile Wood, see page 196.

See page 133 for our fold-out guide to **Designflooring components** to create your own designflooring style.



Coastal Sawn Oak **KP136**




Pale Limed Oak **KP94**



Grey Limed Oak **KP138** with DS16 3mm design strip



Light Worn Oak **KP104**



Arctic Driftwood **KP51**



Knight Tile

GLUEDOWN

Rose Washed Oak KP95



Aran Oak **KP67** with DS01 10mm design strip



Pale Lined Oak **SM-KP94** with Quadrant border




Classic Lined Oak **KP97** with DS06 3mm design strip



Victorian Oak **KP91**



American Oak **KP40**



Warm Oak **KP39**

For a full **Product Overview** of Knight Tile Wood, see page 196.


See page 133 for our fold-out guide to **Designflooring components** to create your own designflooring style.



Urban Spotted Gum **KP141**



Mid Brushed Oak **KP102**



Tudor Oak **KP38**



Mid Lined Oak **KP96**



Mid Worn Oak **KP103** with DS07 3mm design strip

For a full **Product Overview** of Knight Tile Wood, see page 196.

See page 133 for our fold-out guide to **Designflooring components** to create your own designflooring style.







In our Knight Tile collection, you'll find a great selection of effects and styles to suit your needs, at our most affordable prices. Each colour and design reflects a wide range of natural materials from classic pale to contemporary dark stones for any space in your home.

Knight Tile
Stone


Knight Tile

GLUEDOWN

York Stone **ST11** with DS10 3mm design strip



Cara **T98** with DS14 3mm design strip




Balin Stone **ST8** with DS14 3mm design strip

Sample Service

Can't decide? Try a sample in the comfort of your own home. Order online or visit a retailer or our showroom to pick out your favourites. See page 190.



Carrara **T90**



Honed Oyster Slate **ST17** with DS12 3mm design strip and Windsor border

For a full **Product Overview** of Knight Tile Stone, see page 199.


See page 133 for our fold-out guide to **Designflooring components** to create your own designflooring style.



Soapstone **ST5** with DS05 3mm design strip




Portland Stone **ST13** with DS10 3mm design strip and Dark Mosaic border



Why not add a decorative border to your floor? See page 133 for more information.



Damas Stone **ST10** with DS16 3mm design strip



Bath Stone **ST12** with DS10 3mm design strip

For a full **Product Overview** of Knight Tile Stone, see page 199.

See page 133 for our fold-out guide to **Designflooring components** to create your own designflooring style.



Grey Riven Slate **ST16** with DS10 3mm design strip

Knight Tile

GLUEDOWN

Cumbrian Stone **ST14** with DS10 3mm design strip and Dark Mackintosh border



Jura **T101** with DS14 3mm design strip and Portobello border



K-Guard+

For scuff and stain resistance, K-Guard+ ensures there is no need for an additional surface treatment following installation.




Onyx **T88** with DS17 3mm design strip



Black Riven Slate **ST15** with DS12 3mm design strip



Orkney **T100** with DS10 3mm design strip



Midnight Black **T74** with DS17 3mm design strip

For a full **Product Overview** of Knight Tile Stone, see page 199.

See page 133 for our fold-out guide to **Designflooring components** to create your own designflooring style.



■ Argen **WP414** with DS17 3mm and DS07 3mm and 5mm design strips



■ Prairie Oak **RL20** with Quadrant border



■ Black River Slate **ST15** with Windsor border



■ Dune **CER15** with AF06 3mm design strip and Davyne border



■ Otono **LM15** and Fiore **LM16** with Diamond border



■ Grey Limed Oak **SM-KP138** with Quadrant border

Choosing design components

Decorative borders

We offer a wide variety of border designs in a selection of colours. These designs often feature two colours, one in the same as the main floor you've chosen, which is used in the main pattern, and another contrasting colour, which acts as the background of the design. Some products have multiple borders available, so use the colourful range key and product code listings on the following pages to discover all of your options.

Using design strips to create a border is also a popular way to frame your room. Use three or more strips to create a tramline border or keep it simple by using just one strip as a keyline border. Our brochure has examples throughout of how design strips can be used by themselves or in multiples to add a border around the room.

Don't worry if you can't find a pre-designed border to match your chosen floor; we also offer a custom design service if you would like a design in a colour not shown.

Design strips

Design strips are narrow pieces of luxury vinyl tile which can be put between our planks and tiles. They allow you to finish off the design of your floor with some realistic touches, such as adding a strip to create a grout effect between tiles, or between planks for a ship's decking effect (example on page 93).




















































Design strips are available in a variety of colours and widths. The wider the strip, or bolder the colour, the more impact it will have and the beauty of our strips versus real grout is that they won't stain or fade and they don't have to be sealed.

















































The choice of colour is completely up to you. You may want to choose a design strip in a colour that matches the wall tiles in your bathroom, for example, to help tie in elements that are already in your room to your new floor. Alternatively, you could choose a colour which helps the overall look of your floor feel either more contemporary or more traditional, enhancing the design of the product you've chosen.

Design features






















We also offer seven pre-designed features that can be combined with the majority of our floors to add a statement centrepiece to any room. See page "Your guide to" on page 134 for details.




Your guide to decorative borders

Border		use with...	made up of...	width
Accent		 CER14	CER14	1.5"
Bamboo		 KP38	KP38/KP40	4"
Bamboo		 KP39	KP39/KP38	4"
Bamboo		 KP40	KP40/KP38	4"
Basque		 CK25	CK25/DS18	6"
Block		 MLC08	MLC08/DS18	4"
Block		 RP41	RP41/DS01	3"
Block		 ST5	ST5/DS04	4"
Canterbury		 LST05	LST05/DS10	2"
Cube		 MX92	MX92/MX95	5"
Dark Mackintosh		 ST13	ST14/ST13/DS10	2"
		 ST14	ST14/ST13/DS10	2"
Dark Mosaic		 ST13	ST13/ST14/T100/DS10	1"
		 ST14	ST13/ST14/T100/DS10	1"
		 T100	ST13/ST14/T100/DS10	1"
Davyne		 CER15	CER15/AF06	3"
Davyne		 CER15	CER16/CER15/AF06	3"
		 CER16	CER16/CER15/AF06	3"
Diamond		 T90	T90/T74	3"
Diamond		 LM16	LM15/LM16	2.5"
Domino		 KAL11	SP111/SP211	4"
		 SP111	SP111/SP211	4"
Domino		 KAL12	WP311/WP318	4"
		 WP311	WP311/WP318	4"
Keystone		 MX97	MX97/MX98	4"
Kousa		 CER20	CER20/CER21	1.8"
Kousa Framed		 CER19	CER19/DS12	3"
Light Mackintosh		 ST13	ST13/ST14/DS10	2"
		 ST14	ST13/ST14/DS10	2"

Border		use with...		made up of...	width
Light Mosaic			ST11	ST11/ST12/ST13/DS10	1"
			ST12	ST11/ST12/ST13/DS10	1"
			ST13	ST11/ST12/ST13/DS10	1"
Mackintosh			LST04	LST04/LST05/DS10	2"
			LST05	LST04/LST05/DS10	2"
Mosaic			LST03	LST03/LST04/LST05/DS10	1"
			LST04	LST03/LST04/LST05/DS10	1"
			LST05	LST03/LST04/LST05/DS10	1"
Portobello			T101	T101/DS14	4"
Portobello			ST5	ST5/DS15	4"
Quadrant			RL20	RL20	2"
Quadrant			RL21	RL21	2"
Quadrant			RL22	RL22	2"
Quadrant			RL23	RL23	2"
Quadrant			CER13	CER13	2"
Quadrant			KP94	KP94	2"
Quadrant			KP138	KP138	2"
Rhombus			MX95	MX95/MX97	4"
Wave			MX98	MX98/MX97	4"
Weave			KP40	KP32/KP38/KP40	4"
Windsor			KP40	KP40/KP70	2"
Windsor			ST15	ST15/DS12	2"
Windsor			ST16	ST16/DS12	2"
Windsor			ST17	ST17/DS12	2"
Windsor			T88	T88/DS17	2"
Zigzag			LM22	CC06/LM22/LMI6	2.5"
			CC06	CC06/LM22/LMI6	2.5"

Your guide to design strips

Design strip		compatible with	widths
Vanilla DS01		 Available for use with all our floors.	3mm, 5mm and 10mm
Blond DS02			
Honey DS03			
Coffee DS04			
Russet DS05			
Chocolate DS06			
Ebony DS07			
Cocoa Cross Grain DS08			
Carbon Cross Grain DS09			
Chalk DS10			
Concrete DS12			
Sand DS13			
Stone DS14			
Clay DS15			
Charcoal DS16			
Silver DS17			
Frost DS18			
Kohl DS19			
White Linen DS21		 Available for use with Art Select, Da Vinci* and Van Gogh floors.	3mm, 5mm and 10mm

Grout strip		compatible with	widths
Beige AF06		 Available for use with Art Select**, Da Vinci**, Michelangelo and Opus floors.	3mm and 5mm
Ivory AF05			
Taupe AF04			
Brown AF02			
Chestnut AF07			
Black AF01			

* Due to Art Select and Da Vinci's bevelled edge, these strips can only be used between planks or tiles and not along a cut edge.



We offer a range of design extras to allow you to add your own Designflooring inspiration to your floor. Throughout this brochure you will find examples of ways to use design strips, borders and features, to help create your own unique space.

This fold-out guide allows you to browse the brochure and view available design options at the same time, to help you decide which design strip and/or border will work best for you.

Some of our products are only available with certain design strips. This is because our products come in different thicknesses, so you need a design strip which matches the depth of the product.

The colourful key above each section of the fold-out refers to the product range the strips are available in. To find out if the product you are looking at will work with the design strip, match the colour of the range logo on the product page to the icon next to the design strip.

For more information and guidance about the numerous design options you can add to your space, or our custom design service, please speak to your nearest retailer.

Visit www.karndean.com/far and enter your postcode, or call our team on 01386 820200.


Tips

- Lay planks on a 45 degree angle, or tiles in a diamond formation, to make narrow spaces such as hallways or bathrooms feel wider.
- Choose a contrasting strip colour to make the design of the product stand out.
- For more of a subtle addition, use a design strip in a similar colour to the main floor, but play around with laying patterns, letting design rather than colour become the feature.
- Borders don't have to just go around the edge of a room. Try using them in a large space or hallway to create the effect of a rug, with the border acting as the edge of the rug, or by placing it around a feature in the room, such as a kitchen island.


**Designflooring
components**
(Fold-out guide)

Your guide to design features


1: Pick your favourite from our standard feature designs




Cartwheel




Celtic




Galaxy




Sun



Star



Cartwheel with border



Nexus

2: Choose your own colours

We recommend you make the background colour of your chosen feature the same as your floor, then choose remaining colours to coordinate with the finishes in your room.

3: Decide on a size

You can select the size of your feature to fit perfectly into any shape of room. Our features come in a standard 36" size, but can be scaled up or down to suit. Talk to your local retailer who can advise you on getting the right size for your space.

Looking for a bespoke design?

If you're looking for something a little bit different, you can design your own unique feature. Speak to your nearest retailer for help creating a truly custom floor for your home.







Our Kaleidoscope range can help you achieve 3D impact, movement and visual contrast, allowing shapes and patterns to work in both small and large spaces alike. Each geometric floor has been cleverly cut from our authentic wood and stone designs.





Pyramid KAL01 with ■ Frosted Birch VGW83T



Cubix KAL02



Cubix KAL13



Comfortable underfoot

Our products are softer and warmer underfoot than natural wood and stone flooring.



Pyramid KAL01



Hexa KAL09



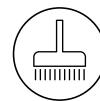
Hexa KAL08



Apex KAL14



Apex KAL06



Easy to clean and look after

A sweep and mop with Karndean Clean is all you need to keep your Karndean floor looking great.









Woven **KAL12** with **Grano WP311** and Domino border



Marrakesh **SP220**



Why not add a decorative border to your floor? See page 200 for more information.



Pennon **KAL04**




Tripoint **KAL10**



Casablanca **SP219**



Half Pennon **KAL05**





Designed to give the opulent look of classic geometric tiles, the Heritage Collection features striking monochrome designs to beautifully blended traditional patterns, the collection reflects both the classic elegance of historic homes and the boldness of contemporary trends. Ideal for recreating the original character of elegant period interiors or for a contemporary statement look, the collection features a tasteful mix of shades that can be used to create a totally individual look.

Heritage
Collection

Heritage
Collection

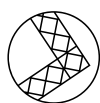
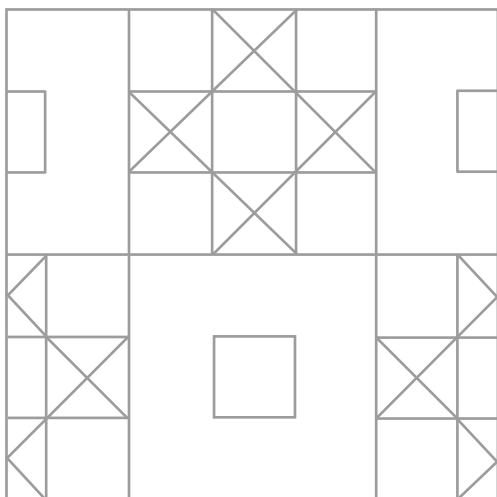
GLUEDOWN

Clifton CLIF-01






Clifton CLIF-04



For a sophisticated finish around the edge of the room, why not choose a coordinating diamond decorative border?


Clifton is a timeless, classic pattern using square and triangular tiles to create a star and square effect. A pattern that looks stylish in traditional black and white, Clifton also offers calm neutral combinations in taupe or dove grey, or a contemporary mix of dove grey and azure blue shades balanced with soft-white and black highlights.



Clifton CLIF-04



Mayfair **MAYF-01**



Mayfair is a traditional pattern frequently found in the entrance halls of Victorian homes and is offered in a classic colour combination of blue and terracotta or as a modern interpretation with a combination of shades of blue, crimson and gold.



Lifetime guarantee

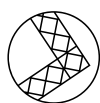
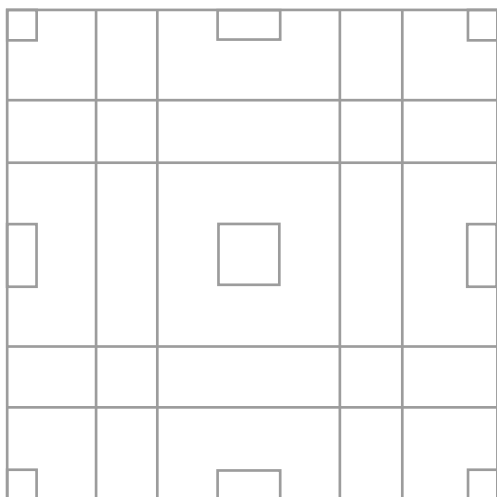
Designed to give you peace of mind, every Karndean floor is guaranteed to last for years to come.



Mayfair **MAYF-01**



Lansdown LANS-02



For a sophisticated finish around the edge of the room, why not choose a coordinating brick decorative border?

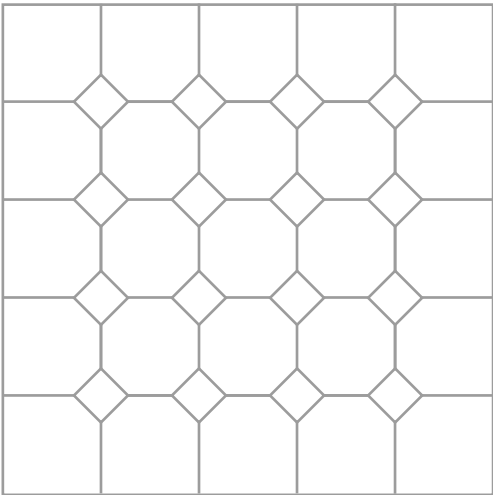
Lansdown presents a clean and contemporary grid effect which looks stunning in a simple yet elegant black and white pattern or highlighted with a bold blue or green inset. For a more modern look, a softer, understated option is offered in a combination of dove grey and white.



Lansdown LANS-02




Montpellier **MONT-06**



Sample Service

Can't decide? Try a sample in the comfort of your own home. Order online or visit a retailer or our showroom to pick out your favourites. See page 190.

The opulent **Montpellier** mixes octagonal tiles with square insets in a contrasting shade for a neo-classical style. Presented in eight suggested colourways, traditional colours such as terracotta, black and white are combined for a classic look, or offered in a statement design with contemporary grey, pink, blue or taupe shades. For full selection see page 201.



Montpellier **MONT-07**








Loose lay

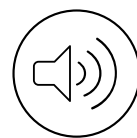


Why loose lay?

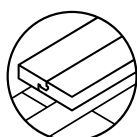
Our loose lay range, Karndean LooseLay, features our K-Wave friction grip backing which helps hold the product in place. It creates a strong bond to the subfloor using a combination of weight and friction. Perfect for temporary and permanent use, Karndean LooseLay is ideal if you are interested in changing out the flooring frequently or want to reduce sound passing to the room below. What's more, it's quick and easy to install.



A new floor in less time.
Quick and easy to install.



Suitable for upstairs rooms by
reducing noise transfer by 13dB.



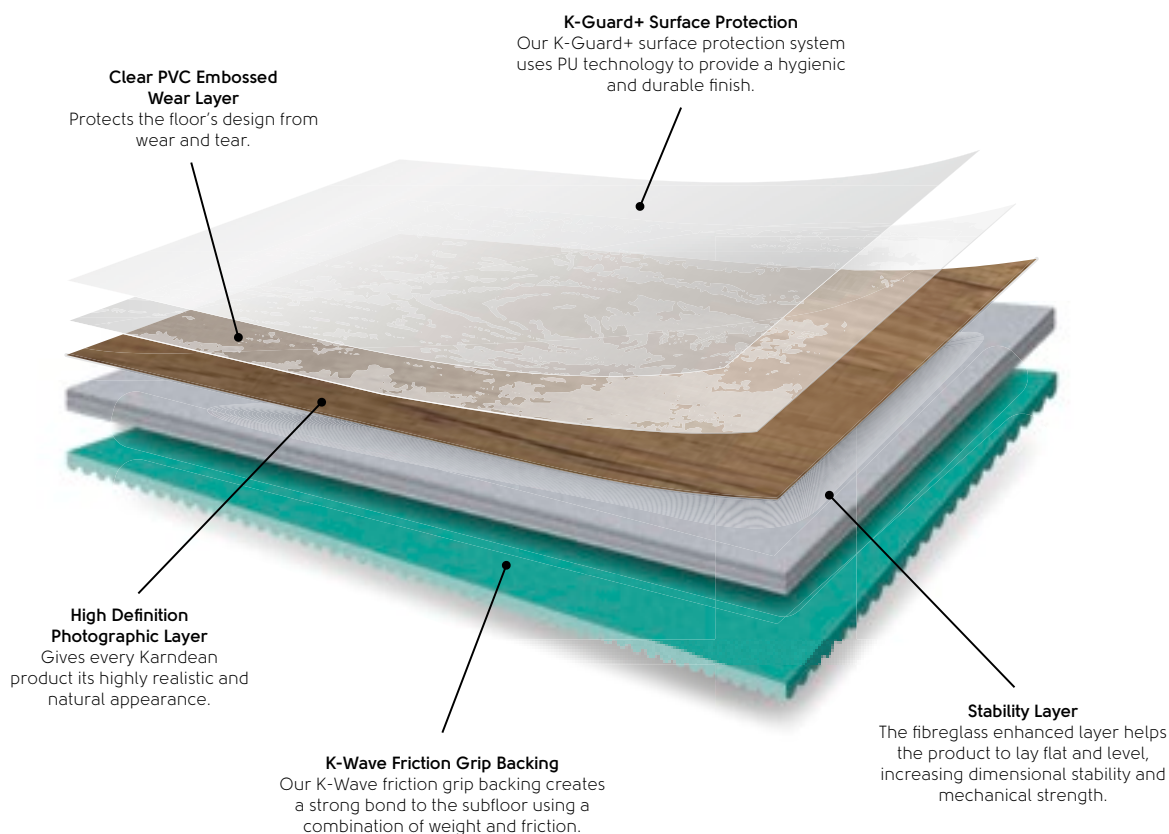
Minimises disruption by installing
over most hard subfloors.




Suitable for damp subfloors found in
some new builds and extensions.*

*Subfloors with relative humidity of up to 95%

Loose lay's construction





A close-up photograph of a wooden floor with a Karndean LooseLay wood plank and a wooden toy in the foreground. The plank is light-colored with a natural wood grain. The toy is made of light-colored wood and features a series of rings along its length. A green, textured fabric is visible beneath the toy. In the background, a small, patterned object is partially visible.

Our Karndean LooseLay wood collection features a wide-ranging palette of colour, such as the distressed, grey hues of Hudson, the deep chocolate tones of Dover and the vibrant copper tones of Winchester. Choose from traditional oak looks, contemporary blends and exotic species, all with our K-Wave friction grip backing that makes Karndean LooseLay unique.

Karndean
LooseLay
Wood

Karndean
LooseLay
Longboard

LOOSE LAY

Karndean LooseLay Longboard

Pearl Oak LLP306



Bleached Tasmanian Oak **LLP311**



Champagne Oak **LLP310**

Weathered Heart Pine **LLP304**



French Grey Oak **LLP308**



Raven Oak **LLP302**



Reclaimed Heart Pine **LLP305**



Character Walnut **LLP315**



Neutral Oak **LLP307**



Quick and easy to install

With its K-Wave friction grip backing, Karndean LooseLay is quick and easy to install.



Twilight Oak **LLP301**



Lemon Spotted Gum **LLP317**



Karndean
LooseLay

LOOSE LAY

Karndean LooseLay Wood

Country Oak LLP92



Cambridge **LLP113**



Vintage Timber **LLP105**



Ashland **LLP95**




Acoustic qualities

Reduces noise transfer to rooms below, making it perfect for upstairs bedrooms, playrooms or attic/loft conversions.



Providence **LLP108**



Newport **LLP94**



Traditional Oak **LLP101**



Winchester **LLP97**



Antique Timber **LLP106**



Quick and easy to install

With its K-Wave friction grip backing, Karndean LooseLay is quick and easy to install.



Hudson **LLP99**



Weathered Timber **LLP103**




Karndean
LooseLay


LOOSE LAY



Hartford LLP112


Dover **LLP93**


Heritage Oak **LLP102**

Boston **LLP111**

Rustic Timber **LLP104**

Burlington **LLP110**

Salem **LLP96**





Our Karndean LooseLay stone collection presents popular stone effects including travertine, concrete and slate, each in a large-format rectangular tile. Choose from plainer colour tones such as the light grey Colorado and the coffee hues of Arizona or introduce a striking statement with the bold colours of Georgia and Texas. Pennsylvania and Nevada offer a twist to traditional tile looks with their textile option.

Karndean LooseLay Stone

Karndean
LooseLay

LOOSE LAY





Texas LTT207

Sample Service

Can't decide? Try a sample in the comfort of your own home. Order online or visit a retailer or our showroom to pick out your favourites. See page 190.



Georgia LTT206



Colorado LTT201



Karndean
LooseLay

LOOSE LAY



Madison LLT203



Pennsylvania LLT204



Waterproof

Kardean's waterproof floors stand up to spills of all sizes and won't swell, crack or warp when wet.



Arizona LLT200






Rigid core



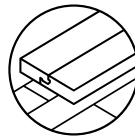
Installs over
most existing
hard floors

Why rigid core?

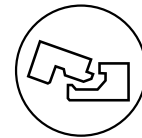
Korlok, our rigid core range, is ideal for installations where acoustics, uneven subfloors or preservation of existing hard floors need to be considered. Its 5G® locking mechanism allows for quick installation and the pre-attached backing means no separate underlay is required.



A new floor in less time.
Quick and easy to install.



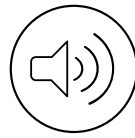
Minimises disruption by installing
over most hard subfloors.



HoldFast Lifetime Warranty
with 5G® click-locking system.



Suitable for damp subfloors
found in some new builds
and extensions.*



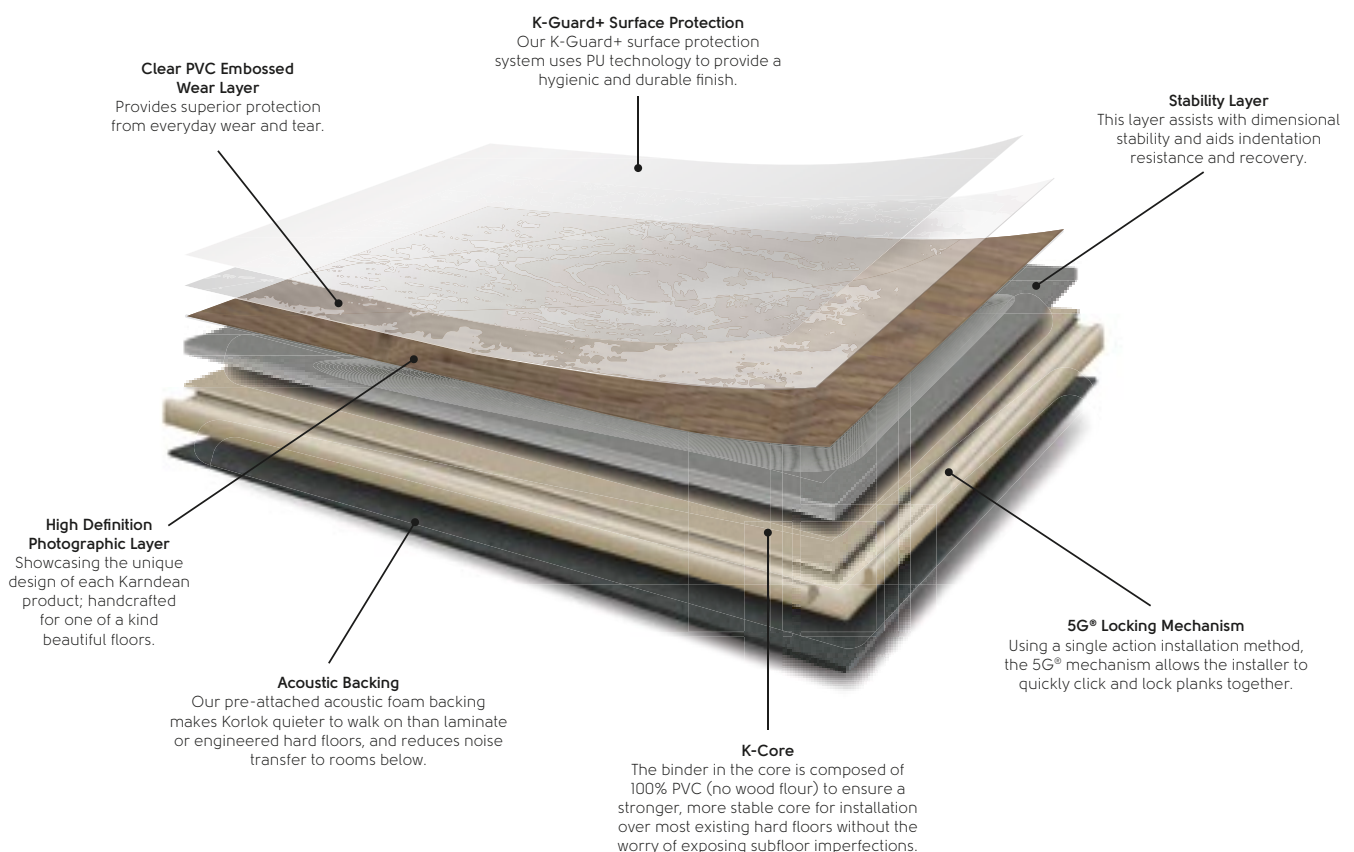
Suitable for upstairs rooms by
reducing noise transfer by 21dB.




Enables preservation
of existing floor.

*Subfloors with relative humidity of up to 95%

Rigid core's construction







Our Korlok range features 1420mm x 225mm (56" x 9") planks with proprietary K-Core technology, a 5G® locking mechanism and a specially formulated acoustic backing.

Together these layers form a product that is strong and stable, and able to be installed quickly and easily over most existing hard floors, as well as over imperfect subfloors. Korlok offers impressive acoustic benefits in reducing noise transfer to rooms below.

Korlok
Wood

Korlok

RIGID CORE



Baltic Washed Oak **RKP8101**

Canadian Urban Oak **RKP8116**Washed Grey Ash **RKP8104**

Acoustic qualities

Reduces noise transfer to rooms below, making it perfect for upstairs bedrooms, playrooms or attic/loft conversions.

Texas White Ash **RKP8105**



Baltic Limed Oak **RKP8111**



English Character Oak **RKP8115**

Sample Service

Can't decide? Try a sample in the comfort of your own home. Order online or visit a retailer or our showroom to pick out your favourites. See page 190.



Warm Ash **RKP8103**



new

Canadian Nude Oak RKP8117

Korlok

RIGID CORE

Baltic Mistral Oak RKP8112




Antique French Oak **RKP8110**



Smoked Butternut **RKP8107**





Our Korlok range features 457mm x 600mm (18" x 24") tiles with propriety K-Core technology, a 5G® locking mechanism and a specially formulated acoustic backing.

Together these layers form a product that is strong and stable, and able to be installed quickly and easily over most existing hard floors, as well as over imperfect subfloors. Korlok offers impressive acoustic benefits in reducing noise transfer to the rooms below.

Korlok
Stone

Korlok

RIGID CORE

new

Cotswold Stone RKT2405



Installs over most existing hard floors

Kortlok can be installed over most existing hard floor coverings.



Sample service

At Karndean, we know how important it is to help you visualise what your floor will look like with your walls, furniture and accessories, so use our sample service to help.


Order a selection of chip samples

Order six free chip samples to help narrow down your choices. These small samples are particularly helpful especially if you're looking to create a moodboard of ideas to get started.

Why not take advantage of our full-size sample service?

If you've narrowed your choice down to a few designs, and you're looking to get an idea of how each design will look in your room of choice against furniture and fabrics, our full-sized samples will guide you in making your decision.

Visit www.karndean.com/samples to order today.

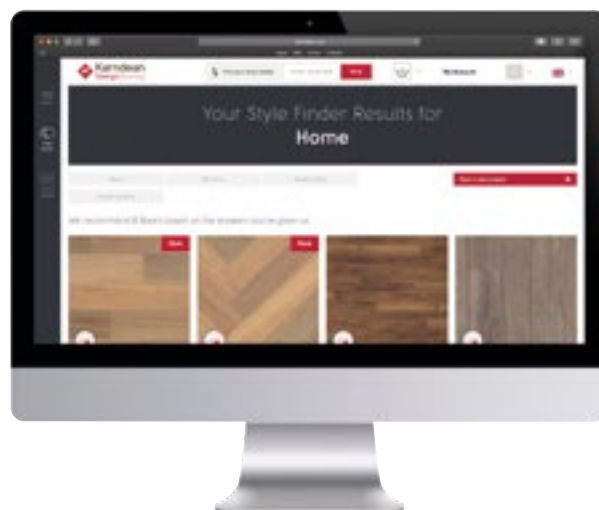


Online tools

We have worked hard to develop useful digital tools to allow you to narrow down your colour choices and help you visualise what your floor will look like in your own home.

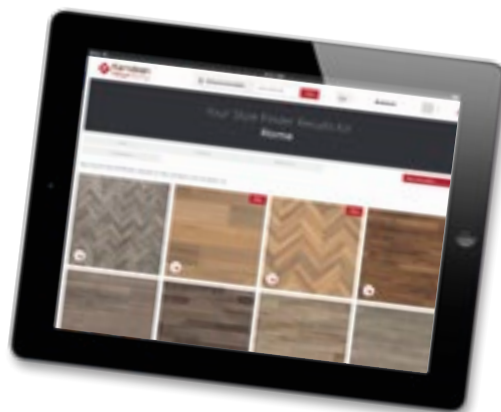
Style Finder

Our Style Finder tool is designed to help you narrow down your choices when choosing Karndean Designflooring for your home. Answer a few simple questions, and based on your answers, we will narrow down our products to show you our top picks for your next project.



Moodboards

Our new Moodboards tool allows you to create personal moodboards with links to your favourite products, images and posts to look back on later or share with family and friends.



Floorstyle

Our new look Floorstyle enables you to try out a range of floor designs in different areas of the home. Simply take a photograph of your room or upload an existing image to get started. Once selected, Floorstyle can automatically show any wood, stone or abstract design in a range of laying patterns such as herringbone, basketweave or ship's deck. There's also the opportunity to explore design strips for an authentic finish or adding definition, as well as various laying angles to help widen small spaces.



Find your local Karndean retailer and create a simply beautiful floor you'll love for a lifetime

We support a network of over 2,000 independent retailers across the UK and Ireland, where you'll receive expert help and support when choosing and installing your dream floor.

If you are looking to purchase online, our Authorised Online Retail Partner is **www.flooringsupplies.co.uk**

To provide complete peace of mind, Karndean products purchased through these retailers will receive our market-leading lifetime guarantee.

Furthermore, when purchasing a genuine Karndean floor via a recognised retail partner you will also be eligible for our Transferable Purchase Guarantee.

www.karndean.com/FAR



Why not visit our Design Showroom?

Based at our headquarters in the beautiful Vale of Evesham, we always have the latest products on display, with over 500m² of ideas and designs to inspire you.

As well as seeing the full range of **Karndean Designflooring**, you can speak to our trained advisors, use our design tables to try out your design ideas and take away full sized samples with you. We even have a children's area if you want to bring them along on your visit.



Contact us

Crab Apple Way,
Vale Park,
Evesham,
Worcestershire
WR11 1GP
Tel: 01386 820182
designshowroom@karndean.co.uk

Opening times:

Monday - Friday
9am - 5.30pm

Saturday
9am - 5.00pm

Sundays and
Bank Holidays
10am - 4.00pm

Our showroom is open throughout the year with the following exceptions:


Easter Sunday
Christmas Day
Boxing Day
New Year's Day

Opening times may vary over the Christmas period, please visit the website for full details **www.karndean.com**

Transferable Purchase Guarantee

All Karndean floors come with a lifetime guarantee giving you peace of mind that it will last for years to come.

If you purchased your Karndean Designflooring through a Karndean Retail Partner your guarantee will have the added benefit of it being transferable. This means that if you sell your house within your guarantee period, you can pass the guarantee on to the new owners.



Cleaning and maintaining your Karndean floor

Karndean Designflooring is hardwearing and easy to look after. Our K-Guard+ surface treatment helps protect against everyday wear, spills and scuffs. This makes it easier to maintain, giving you peace of mind that your Karndean floor will look great for years to come.

We have a dedicated section on the website with videos which explain how best to look after your Karndean floor and covers lots of frequently asked questions from our customers.

Visit www.karndean.com/cleaning for more information.

We also have our own Floor Care Kits that can be ordered from your local retailer, or on our website which include everything you need for a simple cleaning routine.

Inside your Floor Care Kit

Regular cleaning with a pH neutral cleaner such as Karndean Clean will help keep your floor at its best.

Over time you may want to treat your floor to some extra care. We recommend every six to twelve months, depending on wear, that you strip and refresh your floor using Karndean Remove and Karndean Refresh, to further enhance its look and durability.



Art Select Wood

Thickness: 3mm
Wear layer: 0.7mm
Bevel: Standard

Handcrafted 915mm x 152mm (36" x 6")



Hickory Nutmeg **EW03**



Hickory Peppercorn **EW02**

1420mm x 225mm (56" x 9")



Weathered Hickory **EW11**



Vintage Hickory **EW12**



Classic Hickory **EW13**



Natural Hickory **EW10**



Reclaimed Chestnut **EW21**

114mm, 152mm and 228mm
(4.5", 6" and 9") widths and various lengths



Reclaimed Chestnut **RPL-EW21**

Oak Royale 1219mm x 178mm (48" x 7")




Storm Oak **RL12**



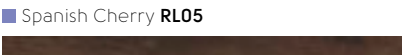
Spring Oak **RL01**



Summer Oak **RL02**



Spanish Cherry **RL05**



Winter Oak **RL04**

1420mm x 228mm (56" x 9")



Glacier Oak **RL21**



Mountain Oak **RL22**



Savannah Oak **RL23**



Prairie Oak **RL20**

Oak Premier 915mm x 152mm (36" x 6")



Dusk Oak **HC03**



Morning Oak **HC02**



Dawn Oak **HC01**



Midnight Oak **HC06**


Parquet 228mm x 76mm (9" x 3")




Storm Oak **AP07**




Blond Oak **AP01**




Morning Oak **AP06**



Auburn Oak **AP02**



Spanish Cherry **AP05**




Black Oak **AP03**

457mm x 76mm (18" x 3")




Glacier Oak **SM-RL21**



Mountain Oak **SM-RL22**




Savannah Oak **SM-RL23**




Prairie Oak **SM-RL20**

114mm x 114mm / 305mm x 76mm
(4 1/2" x 4 1/2" / 12" x 3")



Storm Oak **SBW-RL12**



Spring Oak **SBW-RL01**

Da Vinci Wood

Thickness: 3mm
Wear layer: 0.7mm
Bevel: Standard

915mm x 76mm (36" x 3")



■ Limed Silk Oak **RP96***



■ Coastal Driftwood **RP100***



■ Limed Cotton Oak **RP99***



■ Limed Linen Oak **RP98***



■ Natural Oak **RP102**



■ Limed Jute Oak **RP97***



■ American Oak **RP11**



■ Harvest Oak **RP103**



■ Fresco Light Oak **RP90**



■ Kenyan Tigerwood **RP73**



■ Lorenzo Warm Oak **RP91**



■ Blended Oak **RP95**



■ Arno Smoked Oak **RP92**



■ Single Smoked Acacia **RP104***



■ Scorched Oak **RP94***



■ Beach Driftwood **RP101***



■ Australian Walnut **RP41**



■ Double Smoked Acacia **RP105***

Van Gogh Wood

Thickness: 3mm
Wear layer: 0.55mm
Bevel: Micro

1219mm x 178mm (48" x 7")



■ White Washed Oak **VGW80T**



■ Light Distressed Oak **VGW111T**



■ Cool Grey Oak **VGW113T**



■ Greige Oak **VGW110T**



■ Aged Redwood **VGW100T***



■ Distressed Oak **VGW82T**



■ Misty Grey Oak **VGW112T**



■ Country Oak **VGW81T**



■ Frosted Birch **VGW83T**



■ Reclaimed Redwood **VGW99T***



■ Ebony **VGW89T**



■ Blush Oak **VGW107T**



■ Macrocapra **VGW50T**



■ Natural Prime Oak **VGW115T**



■ Birch **VGW84T**



■ French Oak **VGW85T**



■ Honey Oak **VGW94T**



■ Reclaimed Maple **VGW71T**



■ Auckland Oak **VGW52T**



■ Vintage Pine **VGW76T**



■ Hessian Oak **VGW93T**



■ Classic Oak **VGW86T**



■ Lancewood **VGW44T**



■ Wellington Oak **VGW53T**



■ Burnt Ginger **VG5-7**



■ Smoked Oak **VGW70T**



■ Charred Oak **VGW102T***



■ Christchurch Oak **VGW54T**



■ Bracken **VG1-7**



■ Brushed Oak **VGW88T**



■ Tawny Oak **VGW91T**



■ Walnut **VGW87T**

* Please note: as a feature of the design, these products incorporate a high colour variation between individual planks

Opus Wood

Thickness: 2.5mm
Wear layer: 0.55mm
Bevel: Micro

915mm x 152mm (36" x 6")



■ Grano **WP311**



■ Carbo **WP318**



■ Cera **WP314**



■ Ignea **WP313**

915mm x 102mm (36" x 4")



■ Weathered Elm **REN113**

1219mm x 228mm (48" x 9")



■ Fabrica **WP419**



■ Columba **WP422**



■ Magna **WP413**



■ Argen **WP414**



■ Avena **WP423**



■ Pallida **WP418**



■ Niveus **WP411**



■ Primo **WP412**

Knight Tile Wood

Thickness: 2mm
Wear layer: 0.3mm
Bevel: No

915mm x 102mm (36" x 4")



■ Arctic Driftwood **KP51**



■ American Oak **KP40**



■ Warm Oak **KP39**



■ Victorian Oak **KP91**



■ Aran Oak **KP67**



■ Tudor Oak **KP38**

457mm x 76mm (18" x 3")



■ Washed Scandi Pine **SM-KP132**



■ Grey Limed Oak **SM-KP138**




■ Lime Washed Oak **SM-KP99**



■ Pale Limed Oak **SM-KP94**

915mm x 152mm (36" x 6")



■ Washed Scandi Pine **KP132**



■ White Painted Oak **KP105**



■ Grey Scandi Pine **KP131**



■ Grey Limed Oak **KP138**



■ Lime Washed Oak **KP99**



■ Light Worn Oak **KP104**



■ Urban Spotted Gum **KP141**



■ Mid Worn Oak **KP103**



■ Natural Scandi Pine **KP133**



■ Coastal Sawn Oak **KP136**



■ Rose Washed Oak **KP95**



■ Pale Limed Oak **KP94**



■ Classic Limed Oak **KP97**



■ Mid Limed Oak **KP96**



■ Mid Brushed Oak **KP102**




■ Aged Oak **KP98**

Art Select Stone

Thickness: 3mm
Wear layer: 0.7mm
Bevel: Standard

Marble


915mm x 915mm (36" x 36")
 Random Panel †




■ Ashford LM10

Marble

406mm x 406mm (16" x 16")



■ Otono LM15




■ Otono LM15-CLIP

supplied with
LM16 key squares



■ Fiore LM16



■ Fiore LM16-CLIP

supplied with
LM15 key squares

Limestone

915mm x 915mm (36" x 36")
 Random Panel †




■ Alderney LM03



■ Jersey LM01



■ Guernsey LM02



■ Herm LM20

Slate

457mm x 610mm (18" x 24")



■ Oakeley LM21



■ Corris LM22



■ Melbourne LM05*



■ Canberra LM06

Slate

915mm x 915mm (36" x 36") Random Panel †



■ Oakeley LM11



■ Corris LM12

Travertine

457mm x 610mm (18" x 24")



■ Washburn LM07*



■ Caldera LM08*



■ Gallatin LM09*


152mm x 915mm (6" x 36")



■ Washburn LM27*



■ Caldera LM28*



■ Gallatin LM29*


† Each panel is created from nine assorted tiles with design strips. Offsetting tiles are also included to create a natural look.

* Please note: as a feature of the design, these products incorporate a high colour variation between individual tiles.

Da Vinci Stone

Thickness: 3mm
Wear layer: 0.7mm
Bevel: Standard

406mm x 406mm (16" x 16")




305mm x 457mm (12" x 18")




Michelangelo Stone

Thickness: 2.5mm
Wear layer: 0.55mm
Bevel: No

305mm x 305mm (12" x 12")



406mm x 406mm (16" x 16")




**Supplied with 76mm (3") mini pebble design strips and key squares

Opus Stone

Thickness: 2.5mm
Wear layer: 0.55mm
Bevel: Micro


457mm x 457mm (18" x 18")




■ Luna **SP111**



■ Solis **SP112**



■ Ombra **SP114**



■ Nero **SP115**

76mm x 457mm (3" x 18")



■ Argento **SM-SP217**




■ Fumo **SM-SP216**

457mm x 610mm (18" x 24")



■ Terra **SP212**




■ Argento **SP217**




■ Mico **SP211**




■ Urbus **SP213**



■ Fumo **SP216**



■ Forma **SP214**



■ Ferra **SP215**




■ Lutum **SP218**

Knight Tile Stone

Thickness: 2mm
Wear layer: 0.3mm
Bevel: No

305mm x 457mm (12" x 18")



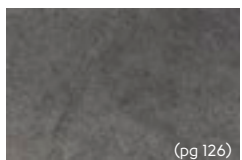
■ Honed Oyster Slate **ST17**




■ Portland Stone **ST13**




■ Bath Stone **ST12**




■ Cumbrian Stone **ST14**



■ Grey Riven Slate **ST16**



■ York Stone **ST11**



■ Black Riven Slate **ST15**

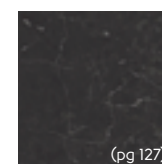
305mm x 305mm (12" x 12")



■ Carrara **T90**



■ Onyx **T88**



■ Midnight Black **T74**



■ Balin Stone **ST8**




■ Damas Stone **ST10**




■ Jura **T101**



■ Cara **T98**




■ Soapstone **ST5**



■ Orkney **T100**

Kaleidoscope




■ Apex KAL06




■ Apex KAL07




■ Apex KAL14



■ Pyramid KAL01



■ Cubix KAL02




■ Cubix KAL03




■ Cubix KAL13



■ Tripoint KAL10




■ Hexa KAL08




■ Hexa KAL09




■ Pennon KAL04



■ Half Pennon KAL05



■ Woven KAL12



■ Woven KAL11



■ Casablanca SP219




■ Marrakesh SP220




■ Hexa KAL09

Heritage Collection


Thickness: 2.5mm
Wear layer: 0.5mm
Bevel: Micro




■ Montpellier **MONT-01**



■ Montpellier **MONT-02**



■ Montpellier **MONT-03**



■ Montpellier **MONT-04**




■ Montpellier **MONT-05**



■ Montpellier **MONT-06**

(pg 150/151)



■ Montpellier **MONT-07**

(pg 150)



■ Montpellier **MONT-08**



■ Clifton **CLIF-01**

(pg 146)



■ Clifton **CLIF-02**



■ Clifton **CLIF-03**



■ Clifton **CLIF-04**

(pg 147)



■ Lansdown **LANS-01**



■ Lansdown **LANS-02**


(pg 149)



■ Lansdown **LANS-03**




■ Lansdown **LANS-04**



■ Mayfair **MAYF-01**

(pg 148)



■ Mayfair **MAYF-02**

Karndean LooseLay Wood

Thickness:	4.5mm
Wear layer:	0.55mm
Bevel:	No

LooseLay Longboard 1500mm x 250mm (59.1" x 9.85")



■ Bleached Tasmanian Oak **LLP311**



■ Pearl Oak **LLP306**



■ Weathered Heart Pine **LLP304**



■ French Grey Oak **LLP308**



■ Twilight Oak **LLP301**



■ Raven Oak **LLP302**



■ Champagne Oak **LLP310**



■ Lemon Spotted Gum **LLP317**




■ Neutral Oak **LLP307**



■ Reclaimed Heart Pine **LLP305**



■ Character Walnut **LLP315**




■ Antique Heart Pine **LLP303**

1050mm x 250mm (41.3" x 9.85")



■ Ashland **LLP95**



■ Country Oak **LLP92**



■ Hudson **LLP99**



■ Antique Timber **LLP106**



■ Hartford **LLP112**



■ Rustic Timber **LLP104**



■ Dover **LLP93**



■ Newport **LLP94**




■ Cambridge **LLP113**




■ Providence **LLP108**



■ Traditional Oak **LLP101**




■ Vintage Timber **LLP105**



■ Weathered Timber **LLP103**



■ Heritage Oak **LLP102**



■ Boston **LLP111**



■ Winchester **LLP97**



■ Burlington **LLP110**



■ Stamford **LLP109**



■ Salem **LLP96**


Karndean LooseLay Stone

Thickness: 4.5mm
Wear layer: 0.55mm
Bevel: No

500mm x 610mm (19.7" x 24")



■ Indiana LLT202




■ Colorado LLT201




■ Georgia LLT206*



■ Pennsylvania LLT204




■ Arizona LLT200



■ Texas LLT207*



■ Nevada LLT205



■ Madison LLT203

*Please note: as a feature of the design, these products incorporate a high colour variation between individual planks



□ Weathered Heart Pine LLP304

Korlok Wood

Thickness: 6.5mm
Wear layer: 0.55mm
Bevel: Micro

1420mm x 225mm (56" x 9")



■ Texas White Ash **RKP8105**



■ Canadian Urban Oak **RKP8116**



■ Baltic Washed Oak **RKP8101**



■ Washed Grey Ash **RKP8104**



■ Smoked Butternut **RKP8107**



■ Baltic Mistral Oak **RKP8112**



new ■ Canadian Nude Oak **RKP8117**



■ Warm Ash **RKP8103**



■ English Character Oak **RKP8115**



■ Baltic Limed Oak **RKP8111**




■ Antique French Oak **RKP8110**

Korlok Stone

Thickness: 6.5mm
Wear layer: 0.55mm
Bevel: Micro

457mm x 600mm (18" x 24")



new ■ Frosted Stone **RKT2401**



new ■ Metro Grey **RKT2403**



new ■ Volcanic Black **RKT2406**



new ■ Cotswold Stone **RKT2405**



new ■ Urban Grey **RKT2402**





Karndean
Designflooring



Karndean Designflooring and the Karndean Designflooring logo are trademarks of Karndean International Ltd. Registered in England No. 01612506 © Karndean International 2020.

Karndean Designflooring

Tel: 01386 820200

Email: info@karndean.co.uk

Keep up-to-date with us:



Follow us on Twitter [@karndeanUK](https://twitter.com/karndeanUK)



Like us on Facebook [karndeanUK](https://www.facebook.com/karndeanUK)



Follow our boards on Pinterest [karndeanFloors](https://www.pinterest.com/karndeanFloors)



For interior ideas follow us on Houzz [karndeandesignflooring](https://www.houzz.com/karndeandesignflooring)



Follow us on Instagram [karndean_UK](https://www.instagram.com/karndean_UK)